




Para confirmar e pagar para o nosso curso de verão para alunos do Brasil, por favor siga as instruções que oferecemos nesta etapa de apresentação passo a passo, como eles são demonstrados abaixo:

Passo 1 - Clique neste link:

<http://store.aucb.ac.uk/browse/department.asp?compid=1&modid=2&deptid=22>

Uma vez que voce acessar este link aparecera a página com informações sobre os cursos de verão. Lembre-se que basta clicar nas areas indicadas pelas setas amarelas.

Na parte inferior desta página você verá 3 Logotipos da Arts University College. Cada um indica um curso diferente, ALFAIATARIA, ESTILO e FIGURINO. Clique no logotipo que aparece acima do curso que você quer fazer:



Tools Help

Conferences & Events
Help & Information

Search this Site

Brazilian Summer Courses

These password-protected courses are not for public sale and are for access and booking by Brazilian nationals only.
If you do have any queries about these courses, please contact scourses@aucb.ac.uk.

Brazilian Summer Courses (3)

Fashion UK
Tailoring UK
Costume UK

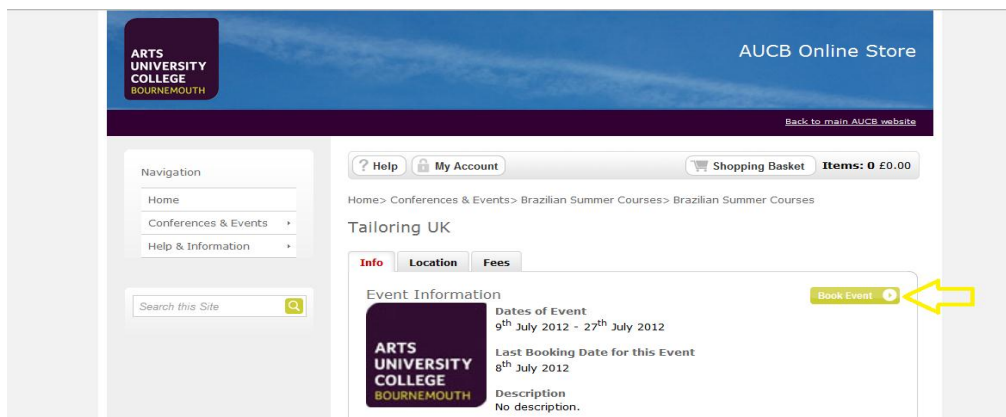
Recently Added

Arts University College Bournemouth
Arts University College Bournemouth
Arts University College Bournemouth

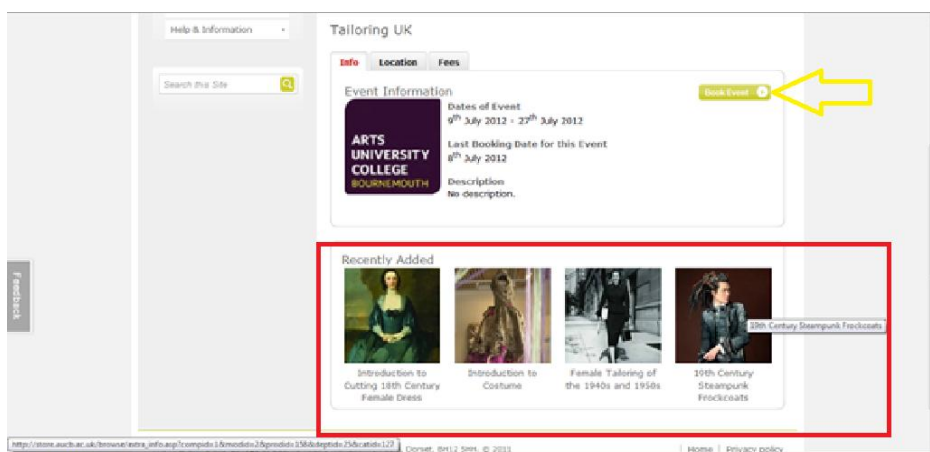
Tailoring UK
Fashion UK
Costume UK

The Arts University College at Bournemouth, Wallisdown, Poole, Dorset, BH12 5HH. © 2011 | Home | Privacy policy

Passo 2 - Clique **'Book Event'** nesta página:



Passo 3 – Agora voce ira clicar novamente na seta amarela que diz 'Book Event' indicado pela seta.



Passo 4 - Esta será a próxima página onde você podera ver, onde você deve clicar onde esta escrito ['Click here'](#):

The screenshot shows the 'AUCB Online Store' registration page. At the top left is the logo for 'ARTS UNIVERSITY COLLEGE BOURNEMOUTH'. The top right says 'AUCB Online Store' and includes a link 'Back to main AUCB website'. Below the header is a navigation menu with 'Home', 'Conferences & Events', and 'Help & Information'. A search bar is also present. The main content area is titled 'Register New Account' and features a 'Shopping Basket' with 'Items: 0 £0.00'. The registration form is divided into two sections: 'Email Address and Password' and 'Your Details'. The first section contains four input fields: 'Email Address*', 'Confirm Email Address*', 'Password*', and 'Confirm Password*'. The second section is currently empty.

ARTS UNIVERSITY COLLEGE BOURNEMOUTH

AUCB Online Store

[Back to main AUCB website](#)

Navigation

- Home
- Conferences & Events
- Help & Information

Search this Site

? Help My Account Shopping Basket Items: 0 £0.00

Register New Account

Email Address and Password

Email Address*

Confirm Email Address*

Password*

Confirm Password*

Your Details

Passo 5 - Nesta página você deve preencher os seus dados pessoais, é importante que você preencha todos os quadrados possíveis, mas apenas aqueles com um asterisco vermelho são fundamentais para continuar a sua reserva no curso, uma vez completado o formulário clique em **Continue**:

The image shows a registration form with the following sections:

- Personal Information:** Four input fields labeled "Last Name*", "Contact Telephone Number*", "Company / Organisation", and "Student Number".
- Your Address:** A section with a dropdown menu for "Country*" (set to "UNITED KINGDOM"), input fields for "Postcode*" and "House / Flat No." (with a help icon), a "Find Address" button, and a link "Enter your address manually".
- Permissions:** A checkbox labeled "Please tick if you give us permission to use your contact details".
- Navigation:** A green "Continue" button with a right-pointing arrow, which is highlighted by a yellow arrow pointing from the right side of the page.

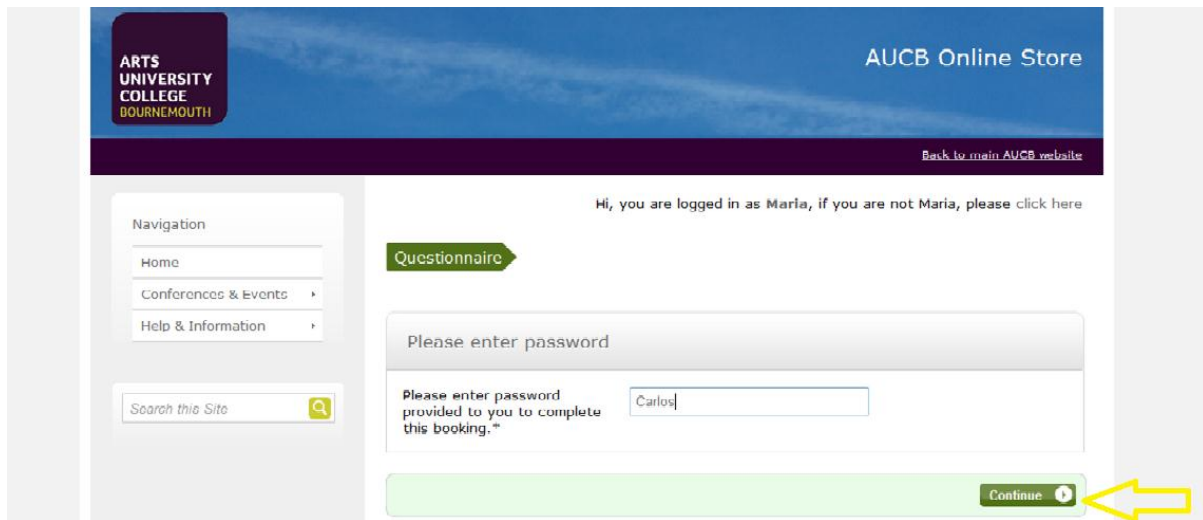
Passo 6 - Na próxima página você deve colocar todos os seus dados pessoais novamente e usar a mesma senha ('password') que você usou em primeiro lugar. Uma vez que a página estiver preenchida com todas as informações, clique em **'Continue'**:

The screenshot shows a web browser window with the URL `/store.auctb.ac.uk/myaccount/register.aspx`. The page title is "Register New Account | AU...". The navigation menu includes "Home", "Conferences & Events", and "Help & Information". A search bar is present with the text "Search this Site". The main content area is titled "Register New Account" and contains the following sections:

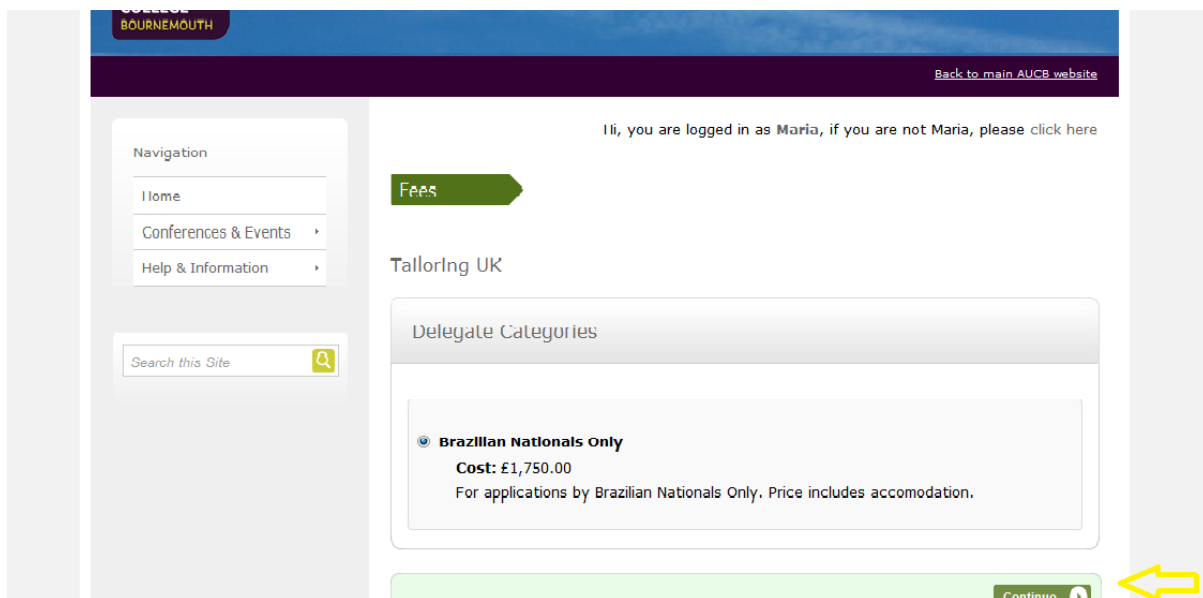
- Email Address and Password:**
 - Email Address*: `mquero@aucb.ac.uk`
 - Confirm Email Address*: `mquero@aucb.ac.uk`
 - Password*: `.....`
 - Confirm Password*: `.....`
- Your Details:**
 - Title*: `Mrs`
 - First Name*: `Maria`
 - Last Name*: `Quero`
 - Contact Telephone Number*: `00000000000000`
 - Company / Organization*:
- Address Section:**
 - Find address by using a postcode:
 - Address Name* (e.g Home or Work): `mmmmmmmmmmmmmmmmmm`
 - Address 1*: `mmmmmmmmmmmmmmmmmm`
 - Address 2:
 - Town / City*: `mmmmmmmmmmmmmmmm`
 - County / State:
 - Postcode*: `00000`
 - Country*: `BRAZIL`
 - Contact Number:

At the bottom of the form, there is a checkbox labeled "Please tick if you give us permission to use your contact details" and a "Continue" button with a right arrow. A yellow arrow points to the "Continue" button.

Passo 7 - A próxima página você vai ver que é esta onde você tem que colocar o código 'Carlo's que você tem que usar para reservar o curso. Clique em **'Continue'**



Passo 8 - Clique em **'Continue'**



Passo 9 - Na próxima página, você deve preencher todos os campos marcados com um asterisco vermelho e clique em **'Continue'**

BOURNEMOUTH [Back to main AUCB website](#)

Hi, you are logged in as Maria, if you are not Maria, please click here

Navigation

- Home
- Conferences & Events >
- Help & Information >

Search this Site

Fees **Delegate** Summary

Tailoring UK

Delegate Details [Use my Customer Details](#)

Title* Mrs

First Name* Maria

Last Name* Quero


Contact Telephone Number* 0000000000

Email Address* mquero@aucb.ac.uk

Company / Organisation

Job Title

Delegate Address

 Find address by using a postcode

Address Name (e.g. Home/Work)* mmmmmmmmmmm

This will be used as a title to describe your saved address when you return.

Address 1* mmmmmmmmmmm


Address 2


Town / City* mmmmm

County / State

Postcode* mmmmmmm

Country* BRAZIL

Continue 



Passo 10 - Clique em 'Add to Basket' Como indica a seta

Hi, you are logged in as maria, if you are not maria, please [click here](#)

Navigation

- Home
- Conferences & Events >
- Help & Information >

Search this Site

Fees Delegate **Summary**

Booking Summary [Cancel Booking](#)

Tailoring UK

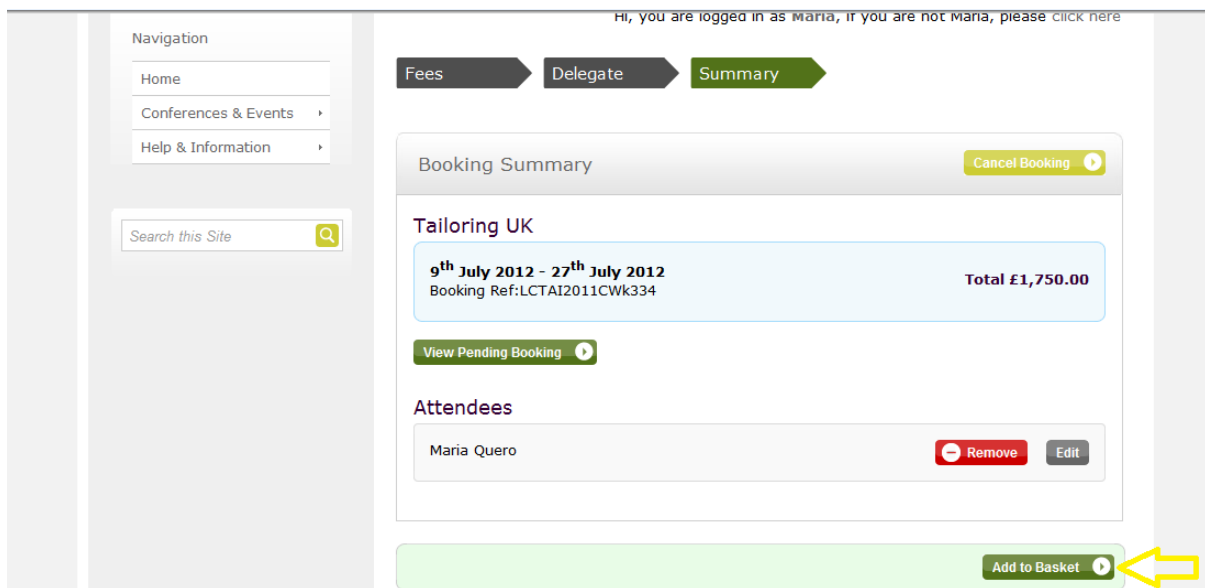
9th July 2012 - 27th July 2012
Booking Ref: LCTAI2011CWk334 **Total £1,750.00**

[View Pending Booking](#)

Attendees

Maria Quero [Remove](#) [Edit](#)

[Add to Basket](#)




Passo 11 - Clique em 'Proceed to Checkout'

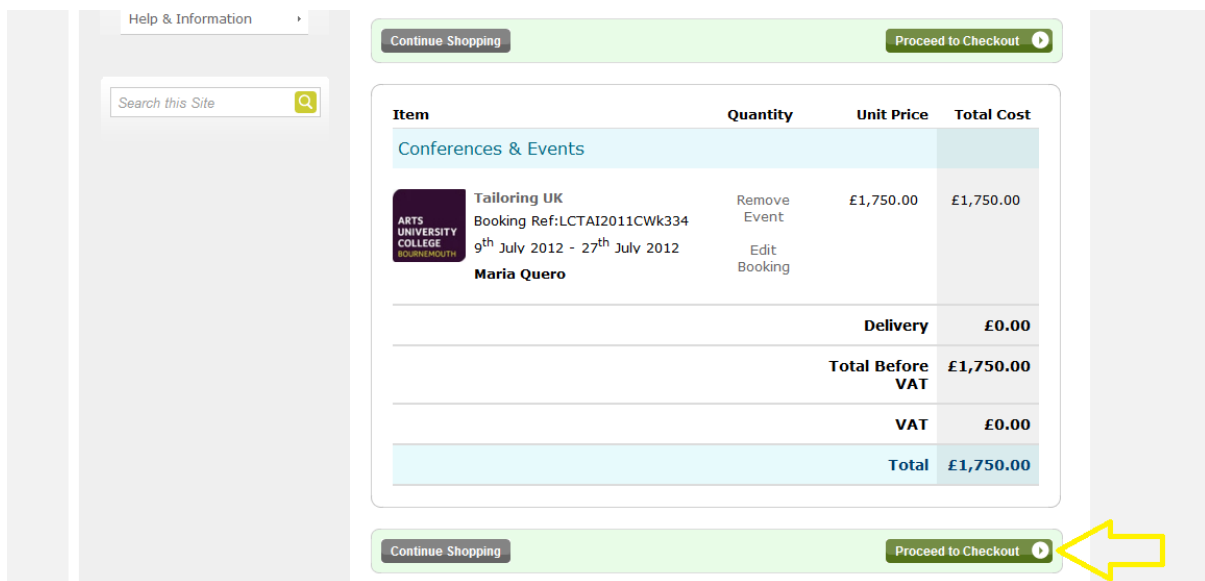
Help & Information >

Search this Site

[Continue Shopping](#) [Proceed to Checkout](#)

Item	Quantity	Unit Price	Total Cost
Conferences & Events			
 Tailoring UK Booking Ref: LCTAI2011CWk334 9 th July 2012 - 27 th July 2012 Maria Quero	Remove Event Edit Booking	£1,750.00	£1,750.00
Delivery			£0.00
Total Before VAT			£1,750.00
VAT			£0.00
Total			£1,750.00

[Continue Shopping](#) [Proceed to Checkout](#)



Passo 12 – Clique na seta que indica **'Select'**

Hi, you are logged in as Maria, if you are not Maria, please click here

Navigation

- Home
- Conferences & Events
- Help & Information

Search this Site

Login / Register **Payment** Review & Confirm

✓ Payment Method

Credit / Debit Card

Select a Billing Address

Please select from your saved addresses: [+ Add New Address](#)

[Edit](#) **XXXXXXXXXXXXXXXXXXXX**
XXXXXXXXXXXXXXXXXXXX, XXXXXXXXXXXXXXX, 00000,
BRAZIL [Select](#)

Passo 13 – Preencha os dados solicitados do seu cartão para completar o pagamento do seu curso e clique em **'Continue'**

00000, BRAZIL

Enter Credit / Debit Card Details

Card Type*

MasterCard VISA VISA DEBIT VISA ELECTRON

Maestro American Express

Card Holder Name*

Card Number*

Card Security Code* ?

Expiry Date (MM/YYYY)* /

Start Date (MM/YYYY) /

Order amount: £1,750.00 your order will be processed on the next screen [Continue](#)

Estes são os passos básicos.

Uma vez que tudo estiver preenchido corretamente, o nosso sistema enviará um e-mail confirmando o pagamento do seu curso.