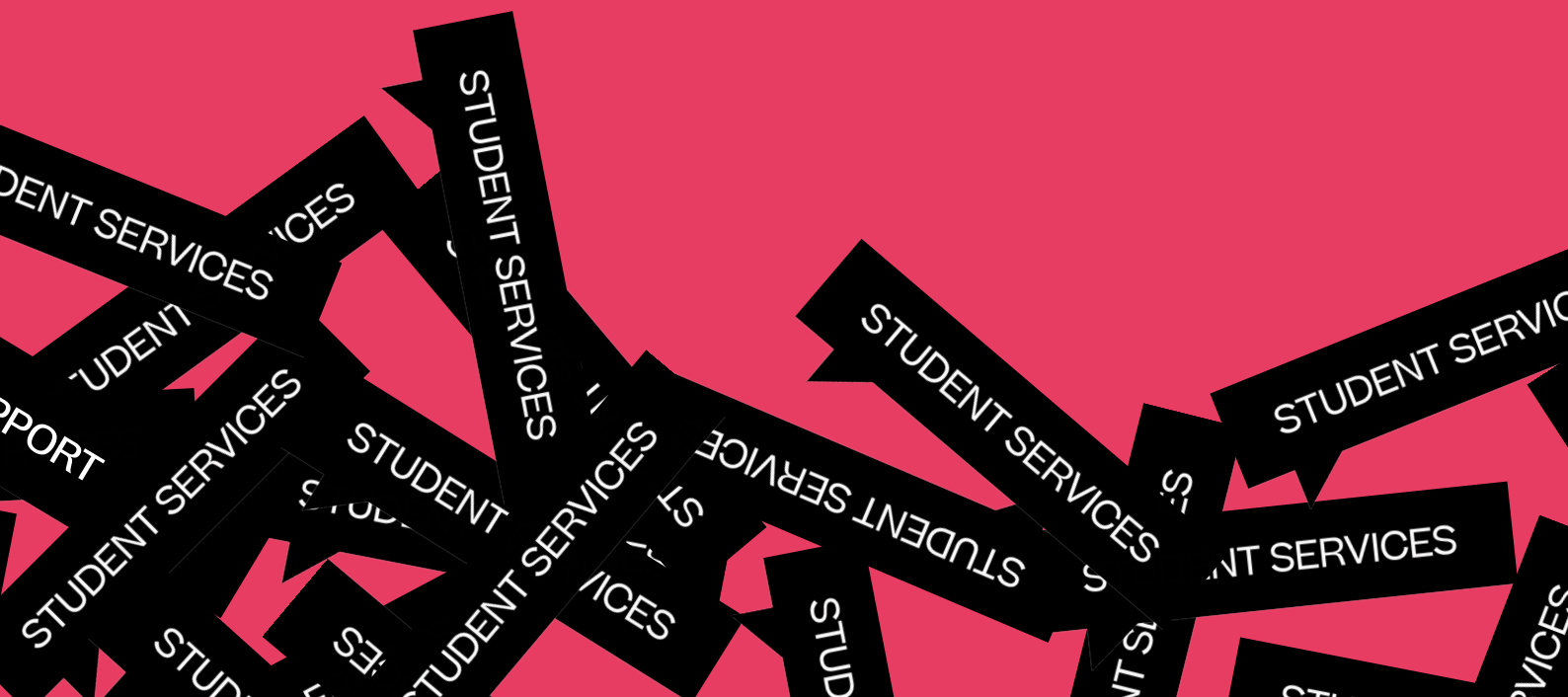


# A guide to dyslexia assessments at Arts University Bournemouth



Many students at AUB are dyslexic, and we know that often this is not identified during school or college. We offer all new students the opportunity to complete a 'Quicksan' screening programme when they join the University - a link is emailed at the start of the academic year and can also be accessed by clicking **here**.

This screening programme is designed to check your learning style (the way you learn best) and identifies whether you might have signs of dyslexia. It is a simple 'yes/no' computer-based programme and only takes about fifteen minutes to complete. There is no pass or fail and the results will not affect your place on your course. The report it produces also considers indicators of dyspraxia, dyscalculia, visual stress, general difficulties with study and literacy, and any lack of fluency in English language.

**QuickScan**

**QuickScan will provide you with information regarding:**

- Your current preferred learning style
- Any need for further support and advice
- Possible indications of dyslexia

**Keyboard accessibility:**

Keyboard shortcuts to QuickScan features

F Left answer tick  
J Right answer tick  
**Spacebar** Next Question  
Q Quit  
A Text Setup  
Press the "Backspace <=" key for keyboard help at any time.

**Confidentiality**  
The information that you input will be treated with respect and will only be available to people involved in your learning.

Please enter your Student Identity code here:

**Start**

When you click on the link it'll take you to the homepage where you'll need to enter your student number and press start.

**QuickScan**

**Please enter your Student ID and Date of Birth.**

Student ID

Date of Birth (dd/mm/yyyy)


Other details:

Title:

Surname:

Forename:

Course:

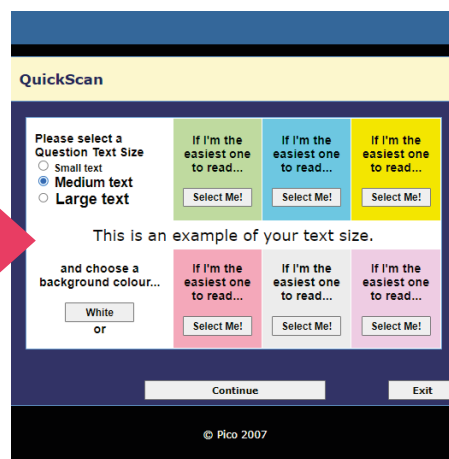
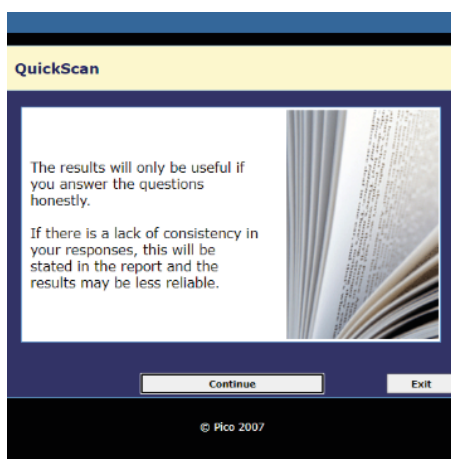
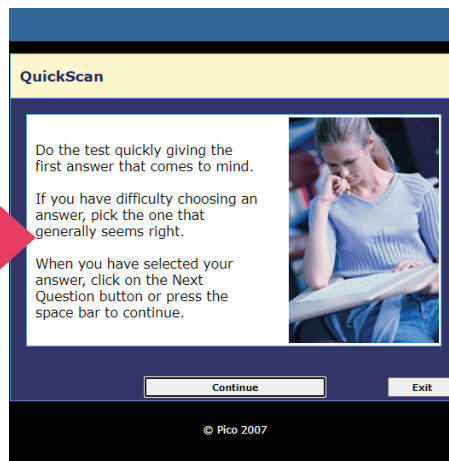
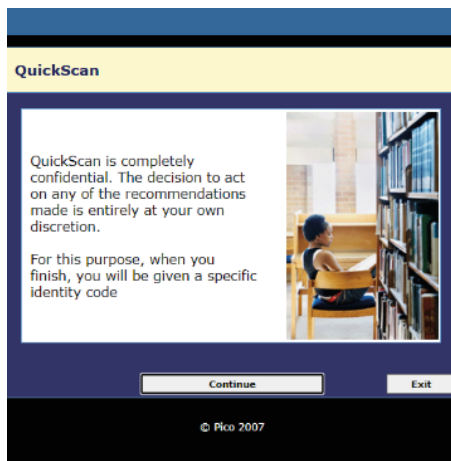
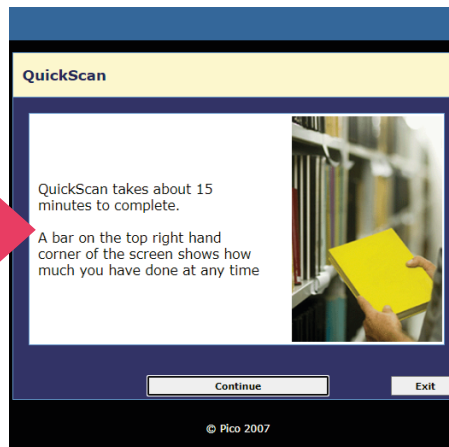
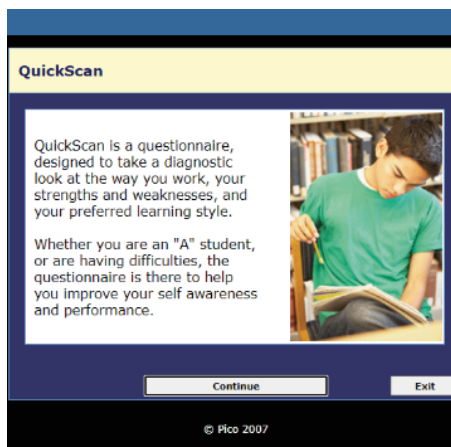
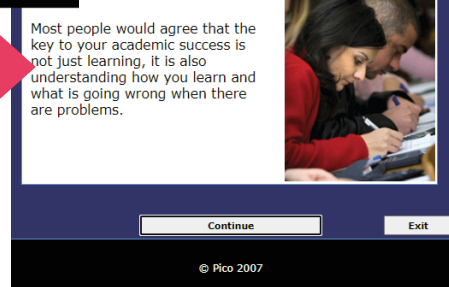
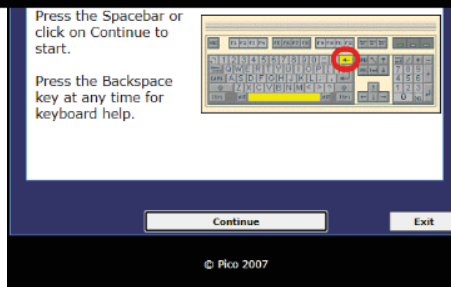


**Continue** **Exit**

You'll then be asked to enter a few additional details and then press the continue button.

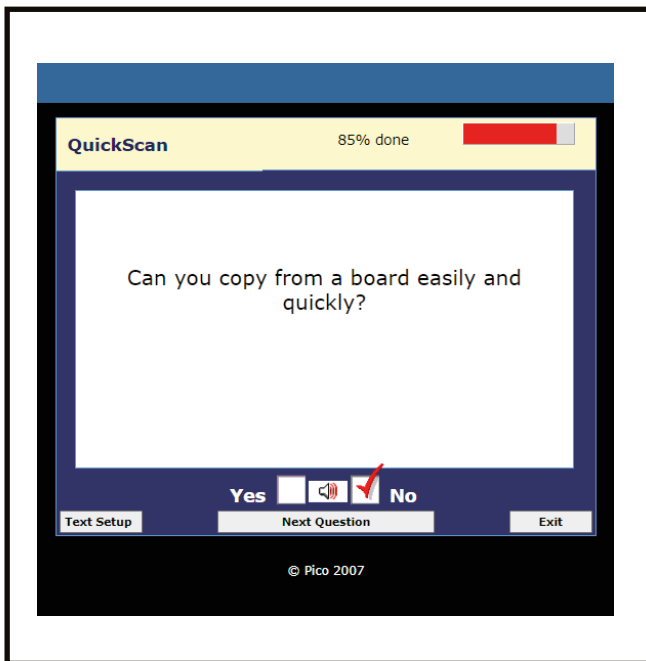


You'll then need to scroll through a series of screens with further information on the Quickscan and the options to adjust font size and the background colour.

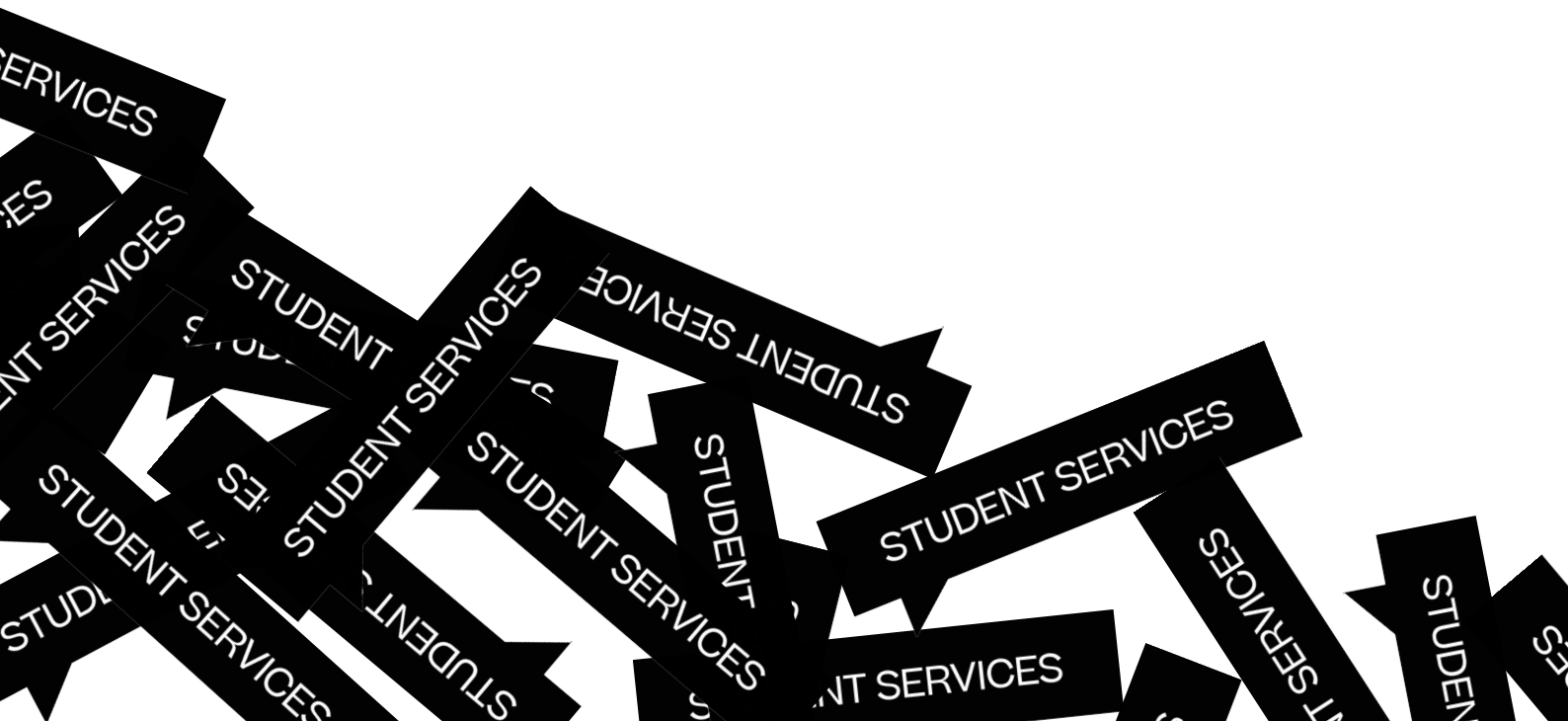




Then you can begin the Quickscan by clicking on the 'Start Quickscan' button.



The Quickscan questions are all 'Yes' or 'No' answers – click on your answer and then the 'Next Question' button until you reach the end.



## Thank you for sitting QuickScan!

MX ANONY MOUS  
ID: 654321  
Course: BA Art

Your QuickScan Number is **AUBAAKAC**

Your Learning Style is: **VISUAL - KINAESTHETIC**

You learn best from what you see and do.

You understand and remember information that is presented either visually (e.g. with images or by direct observation) or through direct experience, demonstration or dramatisation. Your ideal learning context is probably a visual presentation reinforced by demonstration or your active involvement. You like to create 'mental pictures' to understand and memorise information, but also to be involved in organising the learning.

People with a visual/kinaesthetic learning style can plan and present material very well but they often need time to get into the right frame of mind for work. They may learn as well from observation or visualising a concept as from a more hands-on approach. With an awareness of their learning style, they are able to choose the best method for the task at hand. The visual and the kinaesthetic are opposing styles of learning. For example, people with a purely visual learning style are often avid readers who can study hard for long periods whereas kinaesthetic learners like to work in short, intense bursts. Those who favour both styles need to find a balance between the two.

Find the best combination of visual and kinaesthetic learning strategies

### Visual learning strategies

- ◆ Highlight important areas of text
- ◆ Create flow-charts and mind-maps
- ◆ Use coloured cards to note and classify information
- ◆ Check your cards frequently

### Kinaesthetic learning strategies

- ◆ Before you start, get into the right frame of mind
- ◆ Try to make new material dramatic, or put it into a story
- ◆ Work standing up
- ◆ To learn new things, move around – walk or use an exercise bike

### Keywords

see, sensation, watch, do, imagine, touch, picture, feel, visualise, act, draw, move, dramatic, look, take, display, experience, clear sight, emotion.

### Best Learning Environment

- ◆ A quiet environment with the minimum distraction
- ◆ A place you can easily move around and take breaks

### ASSESSMENT OF THE NEED FOR SUPPLEMENTARY STUDY SUPPORT

General Learning Support may be needed  
You may benefit from Learning Confidence Support.  
There is a possible need for Maths Support  
An eyetest for "Visual Stress" is recommended.

### INDICATIONS OF SPECIFIC LEARNING DIFFICULTIES

Your results show most of the indicators of dyslexia.  
Previous assessment result: Dyslexic.  
Your results show some of the indicators of dyspraxia.

### CONTACT DETAILS:

Dyslexia Support Tutor: Leighton White - Senior Disability Officer  
Learning Support: AUB Student Services  
Learning Support Services: Study Skills and English Language Support  
Learning Support Tutor: Julia Kotula and Ben Olsen

[What to do next...](#)

Your report will contain information relating to your current preferred learning mode – and you can use this as a starting point towards a more integrated method of learning.

It will show if you present with any indicators of dyslexia, fine motor dyspraxia (problems with handwriting), numeracy issues, possible need for study and language support as well as any signs of visual stress.

# What to do next

If the screening shows that you have 'many' or 'most' signs of dyslexia, please book a Disability Advice Session with our Disability Advisor by clicking **here**, who can give advice about further support that's available to you.

If you're a UK Higher Education student, you may be referred to an educational psychologist for a full diagnostic assessment; if you're eligible, this assessment will be fully funded by the University.

If you're diagnosed with dyslexia, you can then use the report as supporting evidence to apply for Disabled Students Allowances (DSA's).

Please be aware we're not able to refer the following for further assessment:

- Applicants prior to the start of their course
- Foundation students
- Overseas Students
- EU student who are eligible for fee support only
- Students who are in the last year of their course after the Autumn term has ended

